



66.81 %

Financial Unit Occupancy

4424

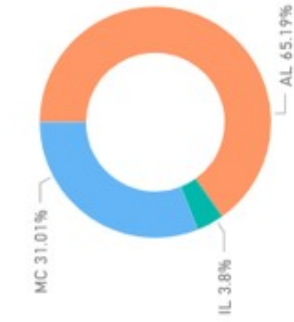
Financial Unit Days

6622

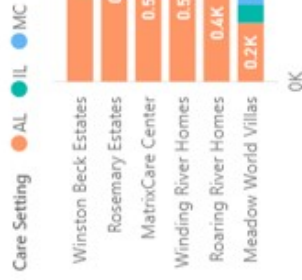
Available Unit Days

## How are Financial Unit Days trending MTD?

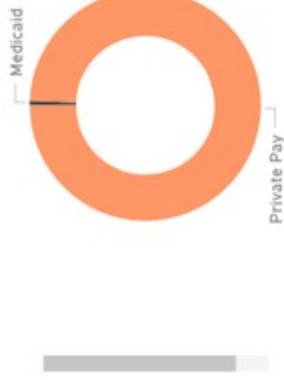
Financial Unit Days by Care Setting - MTD



Financial Unit Days by Community - MTD



Financial Unit Days by Payer - MTD



Financial Unit Days by Community and Apartment Type - MTD Daily

Community	Apartment Type	2/1/2018	2/2/2018	2/3/2018	2/4/2018	2/5/2018	2/6/2018	2/7/2018	2/8/2018	2/9/2018	2/10/2018	2/11/2018	2/12/2018	2/13/2018	2/14/2018
MatrixCare Center	1BD	6	6	6	6	6	6	6	6	6	6	6	6	6	6
	1BDD	15	15	15	15	15	15	15	15	15	15	15	15	15	15
	1BDL	13	13	13	13	13	13	13	13	13	13	13	13	13	13
	1BDL-IL	3	3	3	3	3	3	3	3	3	3	3	3	3	3
	1BDS-IL	5	5	5	5	5	5	5	5	5	5	5	5	5	5
	2BD	1	1	1	1	1	1	1	1	1	1	1	1	1	1
	PS	14	14	14	14	14	14	14	14	14	14	14	14	14	14
<b>Total</b>		<b>57</b>	<b>57</b>	<b>57</b>	<b>57</b>	<b>57</b>	<b>57</b>	<b>57</b>	<b>57</b>	<b>57</b>	<b>57</b>	<b>57</b>	<b>57</b>	<b>57</b>	<b>57</b>
Meadow World Villas	1BDC	2	2	2	2	2	2	2	2	2	2	2	2	2	2
	1BDGD	2	2	2	2	2	2	2	2	2	2	2	2	2	2
	1BDD	4	4	4	4	4	4	4	4	4	4	4	4	4	4
	1BDL	2	2	2	2	2	2	2	2	2	2	2	2	2	2
	1BDL-IL	3	3	3	3	3	3	3	3	3	3	3	3	3	3
	1BDS-IL	1	1	1	1	1	1	1	1	1	1	1	1	1	1
	2BD	3	3	3	3	3	3	3	3	3	3	3	3	3	3
CS	1	1	1	1	1	1	1	1	1	1	1	1	1	1	
PS	11	11	11	11	11	11	11	11	11	11	11	11	11	11	
<b>Total</b>		<b>29</b>	<b>29</b>	<b>29</b>	<b>29</b>	<b>29</b>	<b>29</b>	<b>29</b>	<b>29</b>	<b>29</b>	<b>29</b>	<b>29</b>	<b>29</b>	<b>29</b>	<b>29</b>
Roaring River Homes	1BD	2	2	2	2	2	2	2	2	2	2	2	2	2	2
	1BDC	8	8	8	8	8	8	8	8	8	8	8	8	8	8
	1BDGD	4	4	4	4	4	4	4	4	4	4	4	4	4	4

- Community
- MatrixCare Center
- Meadow World ...
- Roaring River H...
- Rosemary Estates
- Wilshire Homes ...

- Care Setting
- AL
- IL

- Region
- UNKNOWN

- Payer Type
- Medicaid
- Primary
- Private Double
- Second Person